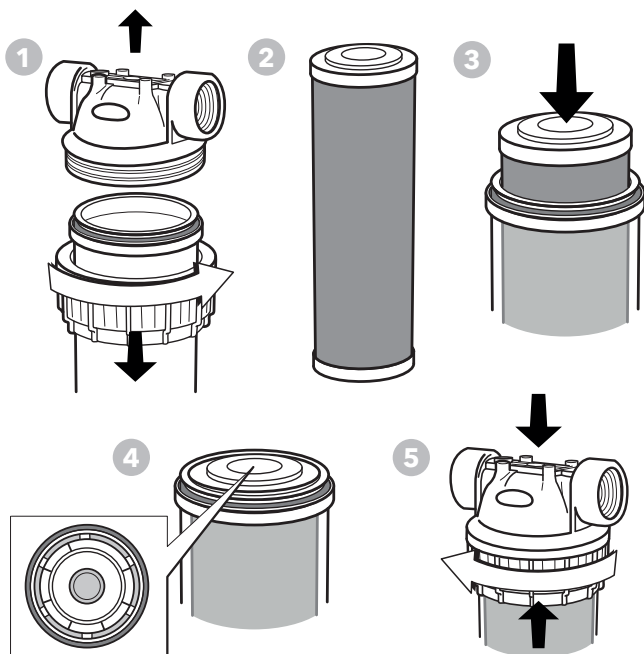
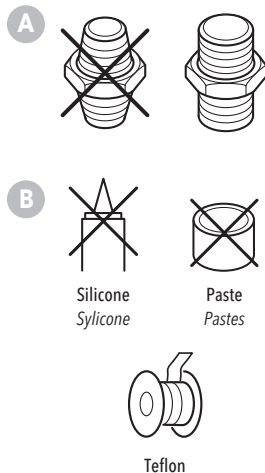


ISTRUZIONI DI MONTAGGIO.
Assembly Instructions.




ISTRUZIONE DI INSTALLAZIONE.
Instructions for installation.



MIN/MAX TEMP. D'ESERCIZIO: 4°C-50°C
 MIN/MAX WORKING TEMP.: 4°C-50°C
 MAX PRESSIONE D'ESERCIZIO: 8 BAR
 MAX WORKING PRESSURE: 8 BAR

Installazione sconsigliata
Not recommended installation.



**Installazione ideale: ruotare il vaso
 in senso orario per sostituire la cartuccia.**
Recommended installation: turn clock wise to remove.

